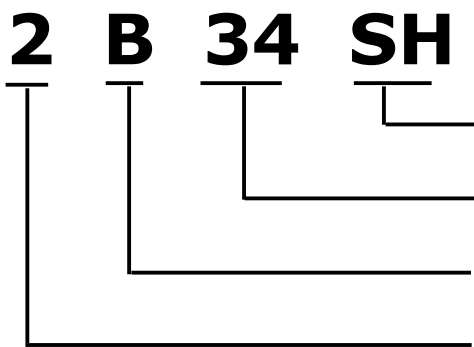
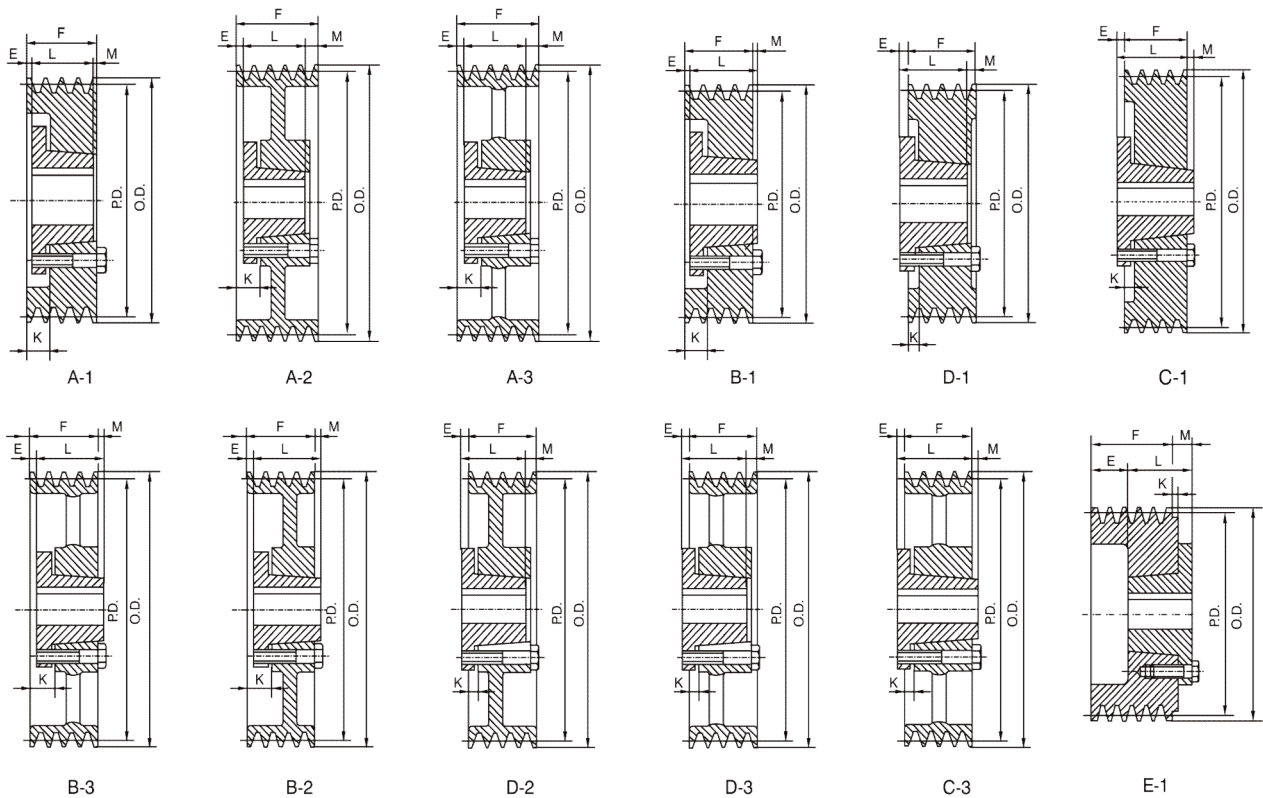


Index

A-B combination groove	Page
Groove 1	2
Groove 2 & 3	3
Groove 4 & 5	4
Groove 6 & 8	5
Groove 10	6
C section	Page
Groove 1	7
Groove 2 & 3	8
Groove 4 & 5	9
Groove 6 & 8	10
Groove 10 & 12	11



QD Bushing Type Required
 3.4" Pitch Diameter (B-Belt)
 Belt Section
 Number of Grooves



Dimensions in inches, weight in pounds, weight less bush

1 Groove F = 7/8" thru 1B 64 SDS / F = 1" others										
Part Number	OD	PD		Type	Bush	E	K	L	M	Weight
		A belts	B belts							
1B 34 SH	3.75	3.00	3.40	D1	SH	9/16	—	1 5/16	1/8	1.2
1B 36 SH	3.95	3.20	3.60	D1	SH	9/16	—	1 5/16	1/8	1.3
1B 38 SH	4.15	3.40	3.80	D1	SH	9/16	—	1 5/16	1/8	1.6
1B 40 SH	4.35	3.60	4.00	C1	SH	1/4	5/16	1 5/16	3/16	1.8
1B 42 SH	4.55	3.80	4.20	C1	SH	1/4	5/16	1 5/16	3/16	2.0
1B 44 SH	4.75	4.00	4.40	C1	SH	1/4	5/16	1 5/16	3/16	2.2
1B 46 SDS	4.95	4.20	4.60	C1	SDS	5/16	5/16	1 3/8	3/16	2.4
1B 48 SDS	5.15	4.40	4.80	C1	SDS	5/16	5/16	1 3/8	3/16	2.6
1B 50 SDS	5.35	4.60	5.00	C1	SDS	5/16	5/16	1 3/8	3/16	3.0
1B 52 SDS	5.55	4.80	5.20	C1	SDS	5/16	5/16	1 3/8	3/16	3.4
1B 54 SDS	5.75	5.00	5.40	C1	SDS	5/16	5/16	1 3/8	3/16	3.8
1B 56 SDS	5.95	5.20	5.60	C1	SDS	5/16	5/16	1 3/8	3/16	4.0
1B 58 SDS	6.15	5.40	5.80	C1	SDS	5/16	5/16	1 3/8	3/16	4.4
1B 60 SDS	6.35	5.60	6.00	C1	SDS	5/16	5/16	1 3/8	3/16	4.6
1B 62 SDS	6.55	5.80	6.20	C2	SDS	5/16	5/16	1 3/8	3/16	4.8
1B 64 SDS	6.75	6.00	6.40	C2	SDS	5/16	5/16	1 3/8	3/16	5.0
1B 66 SDS	6.95	6.20	6.60	C2	SDS	5/16	5/16	1 3/8	3/16	5.4
1B 68 SDS	7.15	6.40	6.80	C2	SDS	5/16	5/16	1 3/8	3/16	5.6
1B 70 SDS	7.35	6.60	7.00	C2	SDS	1/2	1/8	1 3/8	1/8	6.0
1B 74 SDS	7.75	7.00	7.40	C2	SDS	1/2	1/8	1 3/8	1/8	6.3
1B 80 SDS	8.35	7.60	8.00	C3	SDS	1/2	1/8	1 3/8	1/8	6.6
1B 86 SDS	8.95	8.20	8.60	C3	SDS	1/2	1/8	1 3/8	1/8	7.0
1B 94 SDS	9.75	9.00	9.40	C3	SDS	1/2	1/8	1 3/8	1/8	8.0
1B 110 SDS	11.35	10.60	11.00	C3	SDS	1/2	1/8	1 3/8	1/8	10.0
1B 124 SDS	12.75	12.00	12.40	C3	SDS	1/2	1/8	1 3/8	1/8	12.0
1B 136 SDS	13.95	13.20	13.60	C3	SDS	1/2	1/8	1 3/8	1/8	14.0
1B 154 SK	15.75	15.00	15.40	C3	SK	9/16	1/8	1 15/16	3/8	17.0
1B 160 SK	16.35	15.60	16.00	C3	SK	9/16	1/8	1 15/16	3/8	18.0
1B 184 SK	18.75	18.00	18.40	C3	SK	9/16	1/8	1 15/16	3/8	20.0
1B 200 SK	20.35	19.60	20.00	C3	SK	9/16	1/8	1 15/16	3/8	23.0

Dimensions in inches, weight in pounds, weight less bush

2 Grooves F = 1 3/4"										
Part Number	OD	PD		Type	Bush	E	K	L	M	Weight
		A belts	B belts							
2B 34 SH	3.75	3.00	3.40	E1	SH	1	—	1 5/16	9/16	1.0
2B 36 SH	3.95	3.20	3.60	D1	SH	3/8	3/16	1 5/16	13/16	1.4
2B 38 SH	4.15	3.40	3.80	D1	SH	3/8	3/16	1 5/16	13/16	1.8
2B 40 SH	4.35	3.60	4.00	A1	SH	1/8	11/16	1 5/16	5/16	2.0
2B 42 SH	4.55	3.80	4.20	A1	SH	1/8	11/16	1 5/16	5/16	2.5
2B 44 SH	4.75	4.00	4.40	A1	SH	1/8	11/16	1 5/16	5/16	2.8
2B 46 SDS	4.95	4.20	4.60	A1	SDS	1/16	11/16	1 3/8	5/16	4.8
2B 48 SDS	5.15	4.40	4.80	A1	SDS	1/16	11/16	1 3/8	5/16	5.0
2B 50 SDS	5.35	4.60	5.00	A1	SDS	1/16	11/16	1 3/8	5/16	5.4
2B 52 SDS	5.55	4.80	5.20	A1	SDS	1/16	11/16	1 3/8	5/16	5.6
2B 54 SDS	5.75	5.00	5.40	A1	SDS	1/16	11/16	1 3/8	5/16	5.8
2B 56 SDS	5.95	5.20	5.60	A2	SDS	1/16	11/16	1 3/8	5/16	6.0
2B 58 SDS	6.15	5.40	5.80	A2	SDS	1/16	11/16	1 3/8	5/16	7.0
2B 60 SDS	6.35	5.60	6.00	A2	SDS	1/16	11/16	1 3/8	5/16	7.5
2B 62 SDS	6.55	5.80	6.20	A2	SDS	1/16	11/16	1 3/8	5/16	7.8
2B 64 SDS	6.75	6.00	6.40	A2	SDS	1/16	11/16	1 3/8	5/16	8.0
2B 66 SDS	6.95	6.20	6.60	A2	SDS	1/16	11/16	1 3/8	5/16	9.0
2B 68 SDS	7.15	6.40	6.80	A2	SDS	1/16	11/16	1 3/8	5/16	9.5
2B 70 SK	7.35	6.60	7.00	D2	SK	1/4	7/16	1 15/16	1/16	9.8
2B 74 SK	7.75	7.00	7.40	D2	SK	1/4	7/16	1 15/16	1/16	11.0
2B 80 SK	8.35	7.60	8.00	D2	SK	1/4	7/16	1 15/16	1/16	12.0
2B 86 SK	8.95	8.20	8.60	D3	SK	1/4	7/16	1 15/16	1/16	13.0
2B 94 SK	9.75	9.00	9.40	D3	SK	1/4	7/16	1 15/16	1/16	14.0
2B 110 SK	11.35	10.60	11.00	D3	SK	1/4	7/16	1 15/16	1/16	15.0
2B 124 SK	12.75	12.00	12.40	D3	SK	1/4	7/16	1 15/16	1/16	17.0
2B 136 SK	13.95	13.20	13.60	D3	SK	1/4	7/16	1 15/16	1/16	19.0
2B 154 SK	15.75	15.00	15.40	D3	SK	1/4	7/16	1 15/16	1/16	22.0
2B 160 SK	16.35	15.60	16.00	D3	SK	1/4	7/16	1 15/16	1/16	25.0
2B 184 SK	18.75	18.00	18.40	D3	SK	1/4	7/16	1 15/16	1/16	30.0
2B 200 SF	20.35	19.60	20.00	D3	SF	5/16	3/8	2 1/16	—	39.0
2B 250 SF	25.35	24.60	25.00	D3	SF	5/16	3/8	2 1/16	—	61.0
2B 300 SF	30.35	29.60	30.00	D3	SF	5/16	3/8	2 1/16	—	64.0
2B 380 SF	38.35	37.60	38.00	D3	SF	5/16	3/8	2 1/16	—	86.0

Dimensions in inches, weight in pounds, weight less bush

3 Grooves F = 2 1/2"										
Part Number	OD	PD		Type	Bush	E	K	L	M	Weight
		A belts	B belts							
3B 34 SH	3.75	3.00	3.40	E1	SH	1 3/4	—	1 5/16	9/16	3.4
3B 36 SH	3.95	3.20	3.60	D1	SH	3/8	3/16	1 5/16	1 9/16	3.8
3B 38 SH	4.15	3.40	3.80	D1	SH	3/8	3/16	1 5/16	1 9/16	4.0
3B 40 SH	4.35	3.60	4.00	A1	SH	1/2	1 1/16	1 5/16	11/16	4.5
3B 42 SH	4.55	3.80	4.20	A1	SH	1/2	1 1/16	1 5/16	11/16	5.0
3B 44 SH	4.75	4.00	4.40	A1	SH	1/2	1 1/16	1 5/16	11/16	5.5
3B 46 SD	4.95	4.20	4.60	A1	SD	7/16	1 1/16	1 13/16	1/4	6.0
3B 48 SD	5.15	4.40	4.80	A1	SD	7/16	1 1/16	1 13/16	1/4	6.5
3B 50 SD	5.35	4.60	5.00	A1	SD	7/16	1 1/16	1 13/16	1/4	7.0
3B 52 SD	5.55	4.80	5.20	A1	SD	7/16	1 1/16	1 13/16	1/4	8.0
3B 54 SD	5.75	5.00	5.40	A1	SD	7/16	1 1/16	1 13/16	1/4	8.5
3B 56 SD	5.95	5.20	5.60	A1	SD	7/16	1 1/16	1 13/16	1/4	9.0
3B 58 SD	6.15	5.40	5.80	A1	SD	7/16	1 1/16	1 13/16	1/4	10.0
3B 60 SD	6.35	5.60	6.00	A1	SD	7/16	1 1/16	1 13/16	1/4	11.0
3B 62 SD	6.55	5.80	6.20	A1	SD	7/16	1 1/16	1 13/16	1/4	12.0
3B 64 SD	6.75	6.00	6.40	A1	SD	7/16	1 1/16	1 13/16	1/4	12.4
3B 66 SD	6.95	6.20	6.60	A1	SD	7/16	1 1/16	1 13/16	1/4	12.6
3B 68 SD	7.15	6.40	6.80	A1	SD	7/16	1 1/16	1 13/16	1/4	13.0
3B 70 SK	7.35	6.60	7.00	A1	SK	—	11/16	1 15/16	9/16	14.0
3B 74 SK	7.75	7.00	7.40	A1	SK	—	11/16	1 15/16	9/16	15.0
3B 80 SK	8.35	7.60	8.00	A1	SK	—	11/16	1 15/16	9/16	16.0
3B 86 SK	8.95	8.20	8.60	A3	SK	—	11/16	1 15/16	9/16	17.0
3B 94 SK	9.75	9.00	9.40	A3	SK	—	11/16	1 15/16	9/16	18.0
3B 110 SK	11.35	10.60	11.00	A3	SK	—	11/16	1 15/16	9/16	19.0
3B 124 SK	12.75	12.00	12.40	A3	SK	—	11/16	1 15/16	9/16	22.0
3B 136 SK	13.95	13.20	13.60	A3	SK	—	11/16	1 15/16	9/16	24.0
3B 154 SK	15.75	15.00	15.40	A3	SK	—	11/16	1 15/16	9/16	28.0
3B 160 SK	16.35	15.60	16.00	A3	SK	—	11/16	1 15/16	9/16	29.0
3B 184 SK	18.75	18.00	18.40	A3	SK	—	11/16	1 15/16	9/16	37.0
3B 200 SF	20.35	19.60	20.00	D3	SF	1/16	5/8	2 1/16	1/2	39.0
3B 250 SF	25.35	24.60	25.00	D3	SF	1/16	5/8	2 1/16	1/2	67.0
3B 300 SF	30.35	29.60	30.00	D3	SF	1/16	5/8	2 1/16	1/2	74.0
3B 380 E	38.35	37.60	38.00	D3	E	1/4	5/8	2 5/8	1/8	122.0

Dimensions in inches, weight in pounds, weight less bush

4 Grooves F = 3 1/4"										
Part. Number	OD	PD		Type	Bush	E	K	L	M	Weight
		A belts	B belts							
4B 34 SD	3.75	3.00	3.40	E1	SD	2 3/8	5/16	1 13/16	15/16	4.0
4B 36 SD	3.95	3.20	3.60	E1	SD	2 3/8	5/16	1 13/16	15/16	5.0
4B 38 SD	4.15	3.40	3.80	E1	SD	2 3/8	5/16	1 13/16	15/16	5.0
4B 40 SD	4.35	3.60	4.00	E1	SD	2 1/16	—	1 13/16	5/8	6.0
4B 42 SD	4.55	3.80	4.20	E1	SD	2 1/16	—	1 13/16	5/8	7.0
4B 44 SD	4.75	4.00	4.40	E1	SD	2 1/16	1 5/16	1 13/16	5/8	7.0
4B 46 SD	4.95	4.20	4.60	A1	SD	11/16	1 5/16	1 13/16	3/4	7.0
4B 48 SD	5.15	4.40	4.80	A1	SD	11/16	1 5/16	1 13/16	3/4	8.0
4B 50 SD	5.35	4.60	5.00	A1	SD	11/16	1 5/16	1 13/16	3/4	9.0
4B 52 SD	5.55	4.80	5.20	A1	SD	11/16	1 5/16	1 13/16	3/4	10.0
4B 54 SD	5.75	5.00	5.40	A1	SD	11/16	1 5/16	1 13/16	3/4	10.5
4B 56 SD	5.95	5.20	5.60	A1	SD	11/16	1 5/16	1 13/16	3/4	11.0
4B 58 SD	6.15	5.40	5.80	A1	SD	11/16	1 5/16	1 13/16	3/4	12.0
4B 60 SD	6.35	5.60	6.00	A1	SD	11/16	1 5/16	1 13/16	3/4	12.5
4B 62 SD	6.55	5.80	6.20	A1	SD	11/16	1 5/16	1 13/16	3/4	13.0
4B 64 SD	6.75	6.00	6.40	A1	SD	11/16	1 5/16	1 13/16	1	14.0
4B 66 SD	6.95	6.20	6.60	A1	SD	11/16	1 5/16	1 13/16	1	14.5
4B 68 SD	7.15	6.40	6.80	A1	SD	11/16	1 5/16	1 13/16	1	15.0
4B 70 SK	7.35	6.60	7.00	A1	SK	5/16	1	1 15/16	1	15.5
4B 74 SK	7.75	7.00	7.40	A1	SK	5/16	1	1 15/16	1	16.0
4B 80 SK	8.35	7.60	8.00	A1	SK	5/16	1	1 15/16	1	17.0
4B 86 SK	8.95	8.20	8.60	A3	SK	5/16	1	1 15/16	1	18.0
4B 94 SK	9.75	9.00	9.40	A3	SK	5/16	1	1 15/16	1	19.0
4B 110 SK	11.35	10.60	11.00	A3	SK	5/16	1	1 15/16	1	24.0
4B 124 SK	12.75	12.00	12.40	A3	SK	5/16	1	1 15/16	1	26.0
4B 136 SK	13.95	13.20	13.60	A3	SK	5/16	1	1 15/16	1	28.0
4B 154 SF	15.75	15.00	15.40	A3	SF	5/16	1	2 1/16	7/8	41.0
4B 160 SF	16.35	15.60	16.00	A3	SF	5/16	1	2 1/16	7/8	42.0
4B 184 SF	18.75	18.00	18.40	A3	SF	5/16	1	2 1/16	7/8	48.0
4B 200 SF	20.35	19.60	20.00	A3	SF	5/16	1	2 1/16	7/8	58.0
4B 250 E	25.35	24.60	25.00	A3	E	1/8	1	2 5/8	1/2	78.0
4B 300 E	30.35	29.60	30.00	A3	E	1/8	1	2 5/8	1/2	93.0
4B 380 E	38.35	37.60	38.00	A3	E	1/8	1	2 5/8	1/2	138.0

Dimensions in inches, weight in pounds, weight less bush

5 Grooves F = 4"										
Part. Number	OD	PD		Type	Bush	E	K	L	M	Weight
		A belts	B belts							
5B 34 SD	3.75	3.00	3.40	E1	SD	3 1/4	7/16	1 13/16	1 1/16	5.0
5B 36 SD	3.95	3.20	3.60	E1	SD	3 1/4	7/16	1 13/16	1 1/16	6.0
5B 38 SD	4.15	3.40	3.80	E1	SD	3 1/4	5/16	1 13/16	15/16	6.5
5B 40 SD	4.35	3.60	4.00	E1	SD	2 13/16	—	1 13/16	5/8	7.0
5B 42 SD	4.55	3.80	4.20	E1	SD	2 13/16	—	1 13/16	5/8	7.5
5B 44 SD	4.75	4.00	4.40	E1	SD	2 13/16	—	1 13/16	5/8	8.0
5B 46 SD	4.95	4.20	4.60	A1	SD	11/16	1 5/16	1 13/16	1 1/2	9.0
5B 48 SD	5.15	4.40	4.80	A1	SD	11/16	1 5/16	1 13/16	1 1/2	9.5
5B 50 SD	5.35	4.60	5.00	A1	SD	11/16	1 5/16	1 13/16	1 1/2	10.0
5B 52 SD	5.55	4.80	5.20	A1	SD	11/16	1 5/16	1 13/16	1 1/2	10.5
5B 54 SK	5.75	5.00	5.40	A1	SK	5/8	1 5/16	1 15/16	1 7/16	11.0
5B 56 SK	5.95	5.20	5.60	A1	SK	5/8	1 5/16	1 15/16	1 7/16	11.5
5B 58 SK	6.15	5.40	5.80	A1	SK	5/8	1 5/16	1 15/16	1 7/16	12.0
5B 60 SK	6.35	5.60	6.00	A1	SK	5/8	1 5/16	1 15/16	1 7/16	13.0
5B 62 SK	6.55	5.80	6.20	A1	SK	5/8	1 5/16	1 15/16	1 7/16	14.0
5B 64 SK	6.75	6.00	6.40	A1	SK	5/8	1 5/16	1 15/16	1 7/16	15.0
5B 66 SK	6.95	6.20	6.60	A1	SK	5/8	1 5/16	1 15/16	1 7/16	16.0
5B 68 SK	7.15	6.40	6.80	A1	SK	5/8	1 5/16	1 15/16	1 7/16	17.0
5B 70 SF	7.35	6.60	7.00	A1	SF	5/8	1 5/16	2 1/16	1 5/16	18.0
5B 74 SF	7.75	7.00	7.40	A1	SF	5/8	1 5/16	2 1/16	1 5/16	20.0
5B 80 SF	8.35	7.60	8.00	A1	SF	5/8	1 5/16	2 1/16	1 5/16	23.0
5B 86 SF	8.95	8.20	8.60	A2	SF	5/8	1 5/16	2 1/16	1 5/16	24.0
5B 94 SF	9.75	9.00	9.40	A2	SF	5/8	1 5/16	2 1/16	1 5/16	26.0
5B 110 SF	11.35	10.60	11.00	A2	SF	5/8	1 5/16	2 1/16	1 5/16	32.0
5B 124 SF	12.75	12.00	12.40	A3	SF	5/8	1 5/16	2 1/16	1 5/16	35.0
5B 136 SF	13.95	13.20	13.60	A3	SF	5/8	1 5/16	2 1/16	1 5/16	36.0
5B 154 SF	15.75	15.00	15.40	A3	SF	5/8	1 5/16	2 1/16	1 5/16	46.0
5B 160 SF	16.35	15.60	16.00	A3	SF	5/8	1 5/16	2 1/16	1 5/16	48.0
5B 184 SF	18.75	18.00	18.40	A3	SF	5/8	1 5/16	2 1/16	1 5/16	50.0
5B 200 E	20.35	19.60	20.00	A3	E	3/8	1 1/4	2 5/8	1	72.0
5B 250 E	25.35	24.60	25.00	A3	E	3/8	1 1/4	2 5/8	1	90.0
5B 300 E	30.35	29.60	30.00	A3	E	3/8	1 1/4	2 5/8	1	108.0
5B 380 E	38.35	37.60	38.00	A3	E	3/8	1 1/4	2 5/8	1	145.0

Dimensions in inches, weight in pounds, weight less bush

6 Grooves F = 4 3/4"										
Part. Number	OD	PD		Type	Bush	E	K	L	M	Weight
		A belts	B belts							
6B 34 SD	3.75	3.00	3.40	E1	SD	3 7/8	5/16	1 13/16	15/16	6.0
6B 36 SD	3.95	3.20	3.60	E1	SD	3 7/8	5/16	1 13/16	15/16	7.0
6B 38 SD	4.15	3.40	3.80	E1	SD	3 7/8	5/16	1 13/16	13/16	7.5
6B 40 SD	4.35	3.60	4.00	E1	SD	3 9/16	—	1 13/16	5/8	8.0
6B 42 SD	4.55	3.80	4.20	E1	SD	3 9/16	—	1 13/16	5/8	9.0
6B 44 SD	4.75	4.00	4.40	E1	SD	3 9/16	—	1 13/16	5/8	9.5
6B 46 SD	4.95	4.20	4.60	A1	SD	3 9/16	1 3/16	1 13/16	2 3/8	10.0
6B 48 SD	5.15	4.40	4.80	A1	SD	2 1/4	1 3/16	1 13/16	2 3/8	10.5
6B 50 SD	5.35	4.60	5.00	A1	SD	2 1/4	1 3/16	1 13/16	2 3/8	11.0
6B 52 SD	5.55	4.80	5.20	A1	SD	2 1/4	1 3/16	1 13/16	2 3/8	11.5
6B 54 SK	5.75	5.00	5.40	A1	SK	5/8	1 5/16	1 15/16	2 3/16	12.0
6B 56 SK	5.95	5.20	5.60	A1	SK	5/8	1 5/16	1 15/16	2 3/16	13.0
6B 58 SK	6.15	5.40	5.80	A1	SK	5/8	1 5/16	1 15/16	2 3/16	14.0
6B 60 SK	6.35	5.60	6.00	A1	SK	5/8	1 5/16	1 15/16	2 3/16	15.0
6B 62 SK	6.55	5.80	6.20	A1	SK	5/8	1 5/16	1 15/16	2 3/16	16.0
6B 64 SK	6.75	6.00	6.40	A1	SK	5/8	1 5/16	1 15/16	2 3/16	17.0
6B 66 SK	6.95	6.20	6.60	A1	SK	5/8	1 5/16	1 15/16	2 3/16	18.0
6B 68 SK	7.15	6.40	6.80	A1	SK	5/8	1 5/16	1 15/16	2 3/16	19.0
6B 70 SF	7.35	6.60	7.00	A1	SF	1	1 11/16	2 1/16	1 11/16	19.5
6B 74 SF	7.75	7.00	7.40	A1	SF	1	1 11/16	2 1/16	1 11/16	22.0
6B 80 SF	8.35	7.60	8.00	A1	SF	1	1 11/16	2 1/16	1 11/16	25.0
6B 86 SF	8.95	8.20	8.60	A2	SF	1	1 11/16	2 1/16	1 11/16	28.0
6B 94 SF	9.75	9.00	9.40	A2	SF	1	1 11/16	2 1/16	1 11/16	29.0
6B 110 SF	11.35	10.60	11.00	A2	SF	1	1 11/16	2 1/16	1 11/16	30.0
6B 124 SF	12.75	12.00	12.40	A3	SF	1	1 11/16	2 1/16	1 11/16	40.0
6B 136 SF	13.95	13.20	13.60	A3	SF	1	1 11/16	2 1/16	1 11/16	45.0
6B 154 SF	15.75	15.00	15.40	A3	SF	1	1 11/16	2 1/16	1 11/16	46.0
6B 160 SF	16.35	15.60	16.00	A3	SF	1	1 11/16	2 1/16	1 11/16	50.0
6B 184 SF	18.75	18.00	18.40	A3	SF	1	1 11/16	2 1/16	1 11/16	60.0
6B 200 E	20.35	19.60	20.00	A3	E	1/2	1 3/8	2 5/8	1 5/8	78.0
6B 250 E	25.35	24.60	25.00	A3	E	1/2	1 3/8	2 5/8	1 5/8	98.0
6B 300 E	30.35	29.60	30.00	A3	E	1/2	1 3/8	2 5/8	1 5/8	109.0
6B 380 E	38.35	37.60	38.00	A3	E	1/2	1 3/8	2 5/8	1 5/8	173.0

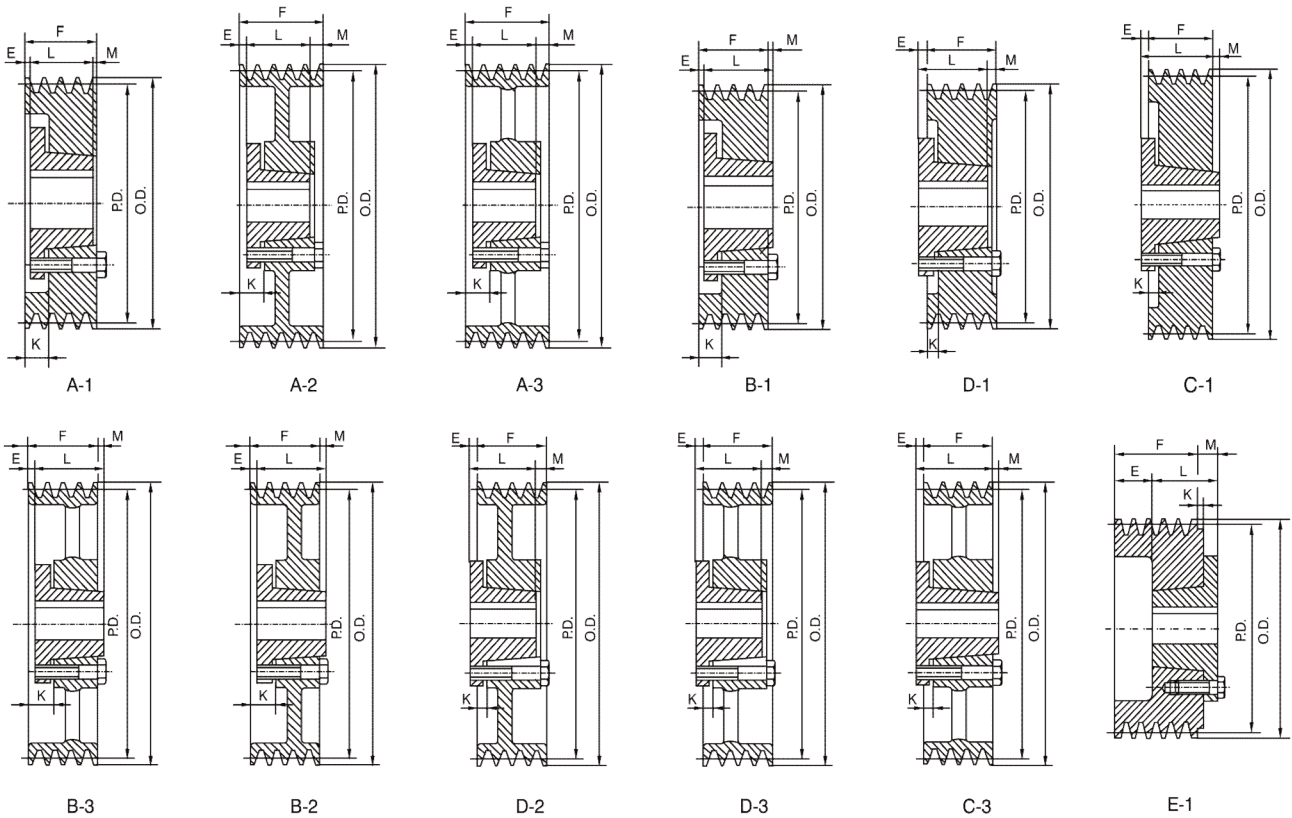
Dimensions in inches, weight in pounds, weight less bush

8 Grooves F = 6 1/4"										
Part. Number	OD	PD		Type	Bush	E	K	L	M	Weight
		A belts	B belts							
8B 54 SK	5.75	5.00	5.40	A1	SK	1 1/8	1 13/16	1 5/16	3 3/16	14.0
8B 56 SK	5.95	5.20	5.60	A1	SK	1 1/8	1 13/16	1 5/16	3 3/16	16.0
8B 58 SK	6.15	5.40	5.80	A1	SK	1 1/8	1 13/16	1 5/16	3 3/16	16.5
8B 60 SF	6.35	5.60	6.00	A1	SK	1 1/8	1 13/16	2 1/16	3 3/16	17.0
8B 62 SF	6.55	5.80	6.20	A1	SF	1 1/8	1 13/16	2 1/16	3 3/16	18.0
8B 64 SF	6.75	6.00	6.40	A1	SF	1 1/8	1 13/16	2 1/16	3 3/16	18.5
8B 66 SF	6.95	6.20	6.60	A1	SF	1 1/8	1 13/16	2 1/16	3 3/16	21.0
8B 68 SF	7.15	6.40	6.80	A1	SF	1 1/8	1 13/16	2 1/16	3 3/16	22.0
8B 70 SF	7.35	6.60	7.00	A1	SF	1 1/8	1 13/16	2 1/16	3 3/16	22.5
8B74 SF	7.75	7.00	7.40	A1	SF	1 1/8	1 13/16	2 1/16	3 3/16	25.0
8B 80 SF	8.35	7.60	8.00	A1	SF	1 1/8	1 13/16	2 1/16	3 3/16	29.0
8B 86 E	8.95	8.20	8.60	A1	E	1 1/2	2 3/8	2 5/8	2 1/8	34.0
8B 94 E	9.75	9.00	9.40	A1	E	1 1/2	2 3/8	2 5/8	2 1/8	40.0
8B 110 E	11.35	10.60	11.00	A2	E	1 1/2	2 3/8	2 5/8	2 1/8	47.0
8B 124 E	12.75	12.00	12.40	A3	E	1 1/2	2 3/8	2 5/8	2 1/8	52.0
8B 136 E	13.95	13.20	13.60	A3	E	1 1/2	2 3/8	2 5/8	2 1/8	60.0
8B 154 E	15.75	15.00	15.40	A3	E	1 1/2	2 3/8	2 5/8	2 1/8	82.0
8B160 E	16.35	15.60	16.00	A3	E	1 1/2	2 3/8	2 5/8	2 1/8	90.0
8B 184 E	18.75	18.00	18.40	A3	E	5/16	1 5/16	3 5/8	2 5/16	110.0
8B 200 F	20.35	19.60	20.00	A3	F	5/16	1 5/16	3 5/8	2 5/16	122.0
8B 250 F	25.35	24.60	25.00	A3	F	5/16	1 5/16	3 5/8	2 5/16	138.0
8B 300 F	30.35	29.60	30.00	A3	F	5/16	1 5/16	3 5/8	2 5/16	168.0
8B 380 F	38.35	37.60	38.00	A3	F	5/16	1 5/16	3 5/8	2 5/16	222.0

Dimensions in inches, weight in pounds. weight less bush

10 Grooves F = 7 3/4"										
Part Number	OD	PD		Type	Bush	E	K	L	M	Weight
		A belts	B belts							
10B 54 SK	5.75	5.00	5.40	A1	SK	1 7/8	2 9/16	1 15/16	3 15/16	15.0
10B 56 SK	5.95	5.20	5.60	A1	SK	1 7/8	2 9/16	1 15/16	3 15/16	18.0
10B 58 SK	6.15	5.40	5.80	A1	SK	1 7/8	2 9/16	1 15/16	3 15/16	20.0
10B 60 SF	6.35	5.60	6.00	A1	SF	1 7/8	2 9/16	2 1/16	3 13/16	22.0
10B 62 SF	6.55	5.80	6.20	A1	SF	1 7/8	2 9/16	2 1/16	3 13/16	24.0
10B 64 SF	6.75	6.00	6.40	A1	SF	1 7/8	2 9/16	2 1/16	3 13/16	25.0
10B 66 SF	6.95	6.20	6.60	A1	SF	1 7/8	2 9/16	2 1/16	3 13/16	26.0
10B 68 SF	7.15	6.40	6.80	A1	SF	1 7/8	2 9/16	2 1/16	3 13/16	27.0
10B 70 SF	7.35	6.60	7.00	A1	SF	1 7/8	2 9/16	2 1/16	3 13/16	28.0
10B 74 SF	7.75	7.00	7.40	A1	SF	1 7/8	2 9/16	2 1/16	3 13/16	31.0
10B 80 SF	8.35	7.60	8.00	A1	SF	1 7/8	2 9/16	2 1/16	3 13/16	35.0
10B 86 E	8.95	8.20	8.60	A1	E	2 1/4	3 1/8	2 5/8	2 7/8	38.0
10B 94 E	9.75	9.00	9.40	A1	E	2 1/4	3 1/8	2 5/8	2 7/8	45.0
10B 110 E	11.35	10.60	11.00	A2	E	2 1/4	3 1/8	2 5/8	2 7/8	59.0
10B 124 E	12.75	12.00	12.40	A3	E	2 1/4	3 1/8	2 5/8	2 7/8	63.0
10B 136 F	13.95	13.20	13.60	A3	F	1 1/16	2 1/16	3 5/8	3 1/16	78.0
10B 154 F	15.75	15.00	15.40	A3	F	1 1/16	2 1/16	3 5/8	3 1/16	90.0
10B 160 F	16.35	15.60	16.00	A3	F	1 1/16	2 1/16	3 5/8	3 1/16	96.0
10B 184 F	18.75	18.00	18.40	A3	F	1 1/16	2 1/16	3 5/8	3 1/16	113.0
10B 200 F	20.35	19.60	20.00	A3	F	1 1/16	2 1/16	3 5/8	3 1/16	124.0
10B 250 F	25.35	24.60	25.00	A3	F	1 1/16	2 1/16	3 5/8	3 1/16	138.0
10B 300 F	30.35	29.60	30.00	A3	F	1 1/16	2 1/16	3 5/8	3 1/16	200.0
10B 380 J	38.35	37.60	38.00	A3	J	3/8	1 9/16	4 1/2	2 7/8	279.0

C Section QD sheaves



Dimensions in inches, weight in pounds, weight less bush

1 Groove F = 1 3/8"									
Part. Number	OD	PD	Type	Bush	E	K	L	M	Weight
1C 60 SK	6.40	6.00	C1	SK	9/16	1/8	1 15/16	—	9.4
1C 70 SF	7.40	7.00	C1	SF	9/16	1/8	2 1/16	1/8	9.8
1C 75 SF	7.90	7.50	C1	SF	9/16	1/8	2 1/16	1/8	11.0
1C 80 SF	8.40	8.00	C1	SF	9/16	1/8	2 1/16	1/8	13.0
1C 85 SF	8.90	8.50	C1	SF	9/16	1/8	2 1/16	1/8	13.2
1C 90 SF	9.40	9.00	C2	SF	9/16	1/8	2 1/16	1/8	13.5
1C 95 SF	9.90	9.50	C3	SF	9/16	1/8	2 1/16	1/8	13.8
1C 100 SF	10.40	10.00	C3	SF	9/16	1/8	2 1/16	1/8	14.0
1C 105 SF	10.90	10.50	C3	SF	9/16	1/8	2 1/16	1/8	15.0
1C 110 SF	11.40	11.00	C3	SF	9/16	1/8	2 1/16	1/8	15.8
1C 120 SF	12.40	12.00	C3	SF	9/16	1/8	2 1/16	1/8	17.0
1C 130 SF	13.40	13.00	C3	SF	9/16	1/8	2 1/16	1/8	18.0
1C 140 SF	14.40	14.00	C3	SF	9/16	1/8	2 1/16	1/8	20.0
1C 150 SF	15.40	15.00	C3	SF	9/16	1/8	2 1/16	1/8	21.0
1C 160 SF	16.40	16.00	C3	SF	9/16	1/8	2 1/16	1/8	24.0
1C 180 SF	18.40	18.00	C3	SF	9/16	1/8	2 1/16	1/8	27.0
1C 200 SF	20.40	20.00	C3	SF	9/16	1/8	2 1/16	1/8	31.0
1C 240 SF	24.40	24.00	C3	SF	9/16	1/8	2 1/16	1/8	37.0

Dimensions in inches, weight in pounds, weight less bush

2 Grooves F = 2 3/8"									
Part. Number	OD	PD	Type	Bush	E	K	L	M	Weight
2C 60 SK	6.40	6.00	A1	SK	3/16	7/8	1 15/16	1/8	8.0
2C 70 SF	7.40	7.00	A1	SF	1/8	13/16	2 1/16	3/16	12.0
2C 75 SF	7.90	7.50	A1	SF	1/8	13/16	2 1/16	3/16	15.0
2C 80 SF	8.40	8.00	A1	SF	1/8	13/16	2 1/16	3/16	16.0
2C 85 SF	8.90	8.50	A2	SF	1/8	13/16	2 1/16	3/16	19.0
2C 90 SF	9.40	9.00	A2	SF	1/8	13/16	2 1/16	3/16	19.5
2C 95 SF	9.90	9.50	A2	SF	1/8	13/16	2 1/16	3/16	21.0
2C 100 SF	10.40	10.00	A2	SF	1/8	13/16	2 1/16	3/16	22.0
2C 105 SF	10.90	10.50	A2	SF	1/8	13/16	2 1/16	3/16	25.0
2C 110 SF	11.40	11.00	A3	SF	1/8	13/16	2 1/16	3/16	26.0
2C 120 SF	12.40	12.00	D3	SF	1/8	9/16	2 1/16	7/16	29.0
2C 130 SF	13.40	13.00	D3	SF	1/8	9/16	2 1/16	7/16	31.0
2C 140 SF	14.40	14.00	D3	SF	1/8	9/16	2 1/16	7/16	35.0
2C 150 SF	15.40	15.00	D3	SF	1/8	9/16	2 1/16	7/16	39.0
2C 160 SF	16.40	16.00	D3	SF	1/8	9/16	2 1/16	7/16	43.0
2C 180 SF	18.40	18.00	D3	SF	1/8	9/16	2 1/16	7/16	48.0
2C 200 SF	20.40	20.00	D3	SF	1/8	9/16	2 1/16	7/16	55.0
2C 240 SF	24.40	24.00	D3	SF	1/8	9/16	2 1/16	7/16	65.0
2C 270 F	27.40	27.00	C3	F	11/16	5/16	3 5/8	9/16	107.0
2C 300 F	30.40	30.00	C3	F	11/16	5/16	3 5/8	9/16	115.0

Dimensions in inches, weight in pounds, weight less bush

3 Grooves F = 3 3/8"									
Part. Number	OD	PD	Type	Bush	E	K	L	M	Weight
3C 50 SD	5.40	5.00	A1	SD	5/8	1 1/4	1 13/16	15/16	8.0
3C 54 SD	5.80	5.40	A1	SD	11/16	1 5/16	1 13/16	7/8	9.0
3C 55 SD	5.90	5.50	A1	SD	11/16	1 5/16	1 13/16	7/8	10.0
3C 56 SD	6.00	5.60	A1	SD	11/16	1 5/16	1 13/16	7/8	11.0
3C 60 SK	6.40	6.00	A1	SK	3/16	7/8	1 15/16	1 1/8	12.0
3C 70 SF	7.40	7.00	A1	SF	5/8	1 5/16	2 1/16	11/16	14.0
3C 75 SF	7.90	7.50	A1	SF	5/8	1 5/16	2 1/16	11/16	17.0
3C 80 E	8.40	8.00	B1	E	7/8	1 3/4	2 5/8	1/8	19.0
3C 85 E	8.90	8.50	B1	E	7/8	1 3/4	2 5/8	1/8	22.0
3C 90 E	9.40	9.00	B1	E	7/8	1 3/4	2 5/8	1/8	26.0
3C 95 E	9.90	9.50	B1	E	7/8	1 3/4	2 5/8	1/8	29.0
3C 100 E	10.40	10.00	B2	E	7/8	1 3/4	2 5/8	1/8	31.0
3C 105 E	10.90	10.50	B2	E	7/8	1 3/4	2 5/8	1/8	35.0
3C 110 E	11.40	11.00	B2	E	7/8	1 3/4	2 5/8	1/8	38.0
3C 120E	12.40	12.00	B3	E	7/8	1 3/4	2 5/8	1/8	40.0
3C 130 E	13.40	13.00	B3	E	7/8	1 3/4	2 5/8	1/8	43.0
3C 140E	14.40	14.00	B3	E	7/8	1 3/4	2 5/8	1/8	46.0
3C 150 E	15.40	15.00	B3	E	7/8	1 3/4	2 5/8	1/8	52.0
3C 160 E	16.40	16.00	B3	E	7/8	1 3/4	2 5/8	1/8	58.0
3C 180 E	18.40	18.00	B3	E	7/8	1 3/4	2 5/8	1/8	67.0
3C 200 E	20.40	20.00	A3	E	7/8	1	2 5/8	5/8	70.0
3C 240 E	24.40	24.00	A3	E	7/8	1	2 5/8	5/8	90.0
3C 270 F	27.40	27.00	C3	F	3/16	13/16	3 5/8	1/16	124.0
3C 300 F	30.40	30.00	C3	F	3/16	13/16	3 5/8	1/16	130.0
3C 360 F	36.40	36.00	C3	F	3/16	13/16	3 5/8	1/16	166.0
3C 440 F	44.40	44.00	C3	F	3/16	13/16	3 5/8	1/16	208.0
3C 500 F	50.40	50.00	C3	F	3/16	13/16	3 5/8	1/16	250.0

Dimensions in inches, weight in pounds, weight less bush

4 Grooves F = 4 3/8"									
Part. Number	OD	PD	Type	Bush	E	K	L	M	Weight
4C 50 SD	5.40	5.00	A1	SD	5/8	1 1/4	1 13/16	1 15/16	10.0
4C 54 SD	5.80	5.40	A1	SD	11/16	1 5/16	1 13/16	1 7/8	12.0
4C 55 SD	5.90	5.50	A1	SD	11/16	1 5/16	1 13/16	1 7/8	12.4
4C 56 SD	6.00	5.60	A1	SD	11/16	1 5/16	1 13/16	1 7/8	12.6
4C 60 SK	6.40	6.00	A1	SK	3/16	7/8	1 15/16	2 1/8	12.8
4C 70 SF	7.40	7.00	A2	SF	7/8	1 9/16	2 1/16	1 7/16	13.0
4C 75 SF	7.90	7.50	A2	SF	7/8	1 9/16	2 1/16	1 7/16	19.0
4C 80 E	8.40	8.00	A1	E	1 1/8	2	2 5/8	5/8	24.0
4C 85 E	8.90	8.50	A1	E	1 1/8	2	2 5/8	5/8	27.0
4C 90 E	9.40	9.00	A1	E	1 1/8	2	2 5/8	5/8	30.0
4C 95 E	9.90	9.50	A1	E	1 1/8	2	2 5/8	5/8	33.0
4C 100 E	10.40	10.00	A2	E	1 1/8	2	2 5/8	5/8	35.0
4C 105 E	10.90	10.50	A2	E	1 1/8	2	2 5/8	5/8	40.0
4C 110 E	11.40	11.00	A2	E	1 1/8	2	2 5/8	5/8	45.0
4C 120E	12.40	12.00	A2	E	1 1/8	2	2 5/8	5/8	48.0
4C 130 E	13.40	13.00	A3	E	1 1/8	2	2 5/8	5/8	49.0
4C 140E	14.40	14.00	A3	E	1 1/8	2	2 5/8	5/8	56.0
4C 150 E	15.40	15.00	A3	E	1 1/8	2	2 5/8	5/8	62.0
4C 160 E	16.40	16.00	A3	E	1 1/8	2	2 5/8	5/8	68.0
4C 180 E	18.40	18.00	A3	E	1 1/8	2	2 5/8	5/8	74.0
4C 200 E	20.40	20.00	A3	E	5/8	1 1/2	2 5/8	1 1/8	81.0
4C 240 F	24.40	24.00	A3	F	5/16	1 5/16	3 5/8	7/16	120.0
4C 270 F	27.40	27.00	A3	F	5/16	1 5/16	3 5/8	7/16	138.0
4C 300 F	30.40	30.00	A3	F	5/16	1 5/16	3 5/8	7/16	166.0
4C 360 F	36.40	36.00	A3	F	5/16	1 5/16	3 5/8	7/16	176.0
4C 440 J	44.40	44.00	B3	J	3/8	1 9/16	4 1/2	1/2	254.0
4C 500 J	50.40	50.00	B3	J	3/8	1 9/16	4 1/2	1/2	318.0

Dimensions in inches, weight in pounds, weight less bush

5 Grooves F = 5 3/8"									
Part. Number	OD	PD	Type	Bush	E	K	L	M	Weight
5C 60 SK	6.40	6.00	A1	SK	3/16	7/8	1 15/16	3 1/8	14.0
5C 70 SF	7.40	7.00	A1	SF	1 1/4	1 15/16	2 1/16	2 1/16	19.0
5C 75 SF	7.90	7.50	A1	SF	1 1/4	1 15/16	2 1/16	2 1/16	22.0
5C 80 E	8.40	8.00	A1	E	1 1/2	2 3/8	2 5/8	1 1/4	28.0
5C 85 E	8.90	8.50	A1	E	1 1/2	2 3/8	2 5/8	1 1/4	31.0
5C 90 E	9.40	9.00	A1	E	1 1/2	2 3/8	2 5/8	1 1/4	32.0
5C 95 E	9.90	9.50	A1	E	1 1/2	2 3/8	2 5/8	1 1/4	36.0
5C 100 E	10.40	10.00	A2	E	1 1/2	2 3/8	2 5/8	1 1/4	38.0
5C 105 E	10.90	10.50	A2	E	1 1/2	2 3/8	2 5/8	1 1/4	43.0
5C 110 E	11.40	11.00	A2	E	1 1/2	2 3/8	2 5/8	1 1/4	50.0
5C 120 E	12.40	12.00	A2	E	1 1/2	2 3/8	2 5/8	1 1/4	55.0
5C 130 E	13.40	13.00	A3	E	1 1/2	2 3/8	2 5/8	1 1/4	58.0
5C 140 E	14.40	14.00	A3	E	1 1/2	2 3/8	2 5/8	1 1/4	61.0
5C 150 E	15.40	15.00	A3	E	1 1/2	2 3/8	2 5/8	1 1/4	69.0
5C 160 E	16.40	16.00	A3	E	1 1/2	2 3/8	2 5/8	1 1/4	75.0
5C 180 E	18.40	18.00	A3	E	1 1/2	2 3/8	2 5/8	1 1/4	85.0
5C 200 F	20.40	20.00	A3	F	15/16	1 5/16	3 5/8	1 7/16	108.0
5C 240 F	24.40	24.00	A3	F	15/16	1 5/16	3 5/8	1 7/16	124.0
5C 270 F	27.40	27.00	A3	F	15/16	1 5/16	3 5/8	1 7/16	154.0
5C 300 F	30.40	30.00	A3	F	15/16	1 5/16	3 5/8	1 7/16	174.0
5C 360 J	36.40	36.00	A3	J	3/8	1 9/16	4 1/2	1/2	226.0
5C 440 J	44.40	44.00	A3	J	3/8	1 9/16	4 1/2	1/2	289.0
5C 500 J	50.40	50.00	A3	J	3/8	1 9/16	4 1/2	1/2	316.0

Dimensions in inches, weight in pounds, weight less bush

6 Grooves F = 6 3/8"									
Part. Number	OD	PD	Type	Bush	E	K	L	M	Weight
6C 60 SK	6.40	6.00	A1	SK	3/16	7/8	1 15/16	4 1/8	16.0
6C 70 SF	7.40	7.00	A1	SF	1 1/4	1 15/16	2 1/16	3 1/16	22.0
6C 75 SF	7.90	7.50	A1	SF	1 1/4	1 15/16	2 1/16	3 1/16	25.0
6C 80 E	8.40	8.00	A1	E	1 1/2	2 3/8	2 5/8	2 1/4	31.0
6C 85 E	8.90	8.50	A1	E	1 1/2	2 3/8	2 5/8	2 1/4	35.0
6C 90 F	9.40	9.00	A1	F	1 7/16	2 7/16	3 5/8	1 5/16	40.0
6C 95 F	9.90	9.50	A1	F	1 7/16	2 7/16	3 5/8	1 5/16	44.0
6C 100 F	10.40	10.00	A1	F	1 7/16	2 7/16	3 5/8	1 5/16	50.0
6C 105 F	10.90	10.50	A1	F	1 7/16	2 7/16	3 5/8	1 5/16	56.0
6C 110 F	11.40	11.00	A1	F	1 7/16	2 7/16	3 5/8	1 5/16	60.0
6C 120 F	12.40	12.00	A3	F	1 7/16	2 7/16	3 5/8	1 5/16	65.0
6C 130 F	13.40	13.00	A3	F	1 7/16	2 7/16	3 5/8	1 5/16	67.0
6C 140 F	14.40	14.00	A3	F	1 7/16	2 7/16	3 5/8	1 5/16	75.0
6C 150 F	15.40	15.00	A3	F	1 7/16	2 7/16	3 5/8	1 5/16	91.0
6C 160 F	16.40	16.00	A3	F	1 7/16	2 7/16	3 5/8	1 5/16	98.0
6C 180 F	18.40	18.00	A3	F	15/16	2 7/16	3 5/8	1 5/16	106.0
6C 200 F	20.40	20.00	A3	F	15/16	1 15/16	4 1/2	1 13/16	125.0
6C 240 F	24.40	24.00	A3	F	3/8	1 15/16	4 1/2	1 13/16	165.0
6C 270 J	27.40	27.00	A3	J	3/8	1 9/16	4 1/2	1 1/2	190.0
6C 300 J	30.40	30.00	A3	J	3/8	1 9/16	4 1/2	1 1/2	229.0
6C 360 J	36.40	36.00	A3	J	3/8	1 9/16	4 1/2	1 1/2	270.0
6C 440 J	44.40	44.00	A3	J	3/8	1 9/16	4 1/2	1 1/2	301.0
6C 500 M	50.40	50.00	B3	M	1/2	1 15/16	6 3/4	7/8	444.0

Dimensions in inches, weight in pounds, weight less bush

8 Grooves F = 8 3/8"									
Part. Number	OD	PD	Type	Bush	E	K	L	M	Weight
8C 70 SF	7.40	7.00	A1	SF	2 5/16	3	2 1/16	4	35.0
8C 75 SF	7.90	7.50	A1	SF	2 5/16	3	2 1/16	4	37.0
8C 80 E	8.40	8.00	A1	E	2 3/8	3 1/4	2 5/8	3 3/8	41.0
8C 85 E	8.90	8.50	A1	E	2 3/8	3 1/4	2 5/8	3 3/8	50.0
8C 90 F	9.40	9.00	A1	F	2 5/16	3 5/16	3 5/8	2 7/16	56.0
8C 95 F	9.90	9.50	A1	F	2 5/16	3 5/16	3 5/8	2 7/16	60.0
8C 100 F	10.40	10.00	A1	F	2 5/16	3 5/16	3 5/8	2 7/16	64.0
8C 105 F	10.90	10.50	A1	F	2 5/16	3 5/16	3 5/8	2 7/16	74.0
8C 110 F	11.40	11.00	A1	F	2 5/16	3 5/16	3 5/8	2 7/16	87.0
8C 120 F	12.40	12.00	A1	F	2 5/16	3 5/16	3 5/8	2 7/16	94.0
8C 130 F	13.40	13.00	A3	F	2 5/16	3 5/16	3 5/8	2 7/16	99.0
8C 140 F	14.40	14.00	A3	F	2 5/16	3 5/16	3 5/8	2 7/16	110.0
8C 150 F	15.40	15.00	A3	F	2 5/16	3 5/16	3 5/8	2 7/16	122.0
8C 160 F	16.40	16.00	A3	F	2 5/16	3 5/16	3 5/8	2 7/16	136.0
8C 180 F	18.40	18.00	A3	F	2 5/16	3 5/16	3 5/8	2 7/16	146.0
8C 200 J	20.40	20.00	A3	J	3/8	1 9/16	4 1/2	3 1/2	195.0
8C 240 J	24.40	24.00	A3	J	3/8	1 9/16	4 1/2	3 1/2	216.0
8C 270 J	27.40	27.00	A3	J	3/8	1 9/16	4 1/2	3 1/2	268.0
8C 300 J	30.40	30.00	A3	J	3/8	1 9/16	4 1/2	3 1/2	338.0
8C 360 M	36.40	36.00	A3	M	1/2	1 15/16	6 3/4	1 1/8	413.0
8C 440 M	44.40	44.00	A3	M	1/2	1 15/16	6 3/4	1 1/8	474.0
8C 500 M	50.40	50.00	A3	M	1/2	1 15/16	6 3/4	1 1/8	503.0

Dimensions in inches, weight in pounds, weight less bush

10 Grooves F = 10 3/8"									
Part. Number	OD	PD	Type	Bush	E	K	L	M	Weight
10C 80 E	8.40	8.00	A1	E	2 3/8	3 1/4	2 5/8	5 3/8	42.0
10C 85 E	8.90	8.50	A1	E	2 3/8	3 1/4	2 5/8	5 3/8	48.0
10C 90 F	9.40	9.00	A1	F	2 3/8	3 9/16	3 5/8	4 3/8	54.0
10C 95 J	9.90	9.50	A1	J	2 3/8	3 9/16	4 1/2	3 1/2	60.0
10C 100 J	10.40	10.00	A1	J	2 3/8	3 9/16	4 1/2	3 1/2	68.0
10C 105 J	10.90	10.50	A1	J	2 3/8	3 9/16	4 1/2	3 1/2	75.0
10C 110 J	11.40	11.00	A1	J	2 3/8	3 9/16	4 1/2	3 1/2	90.0
10C 120 J	12.40	12.00	A1	J	2 3/8	3 9/16	4 1/2	3 1/2	106.0
10C 130 J	13.40	13.00	A2	J	2 3/8	3 9/16	4 1/2	3 1/2	110.0
10C 140 J	14.40	14.00	A2	J	2 3/8	3 9/16	4 1/2	3 1/2	124.0
10C 150 J	15.40	15.00	A2	J	2 3/8	3 9/16	4 1/2	3 1/2	138.0
10C 160 J	16.40	16.00	A3	J	2 3/8	3 9/16	4 1/2	3 1/2	145.0
10C 180J	18.40	18.00	A3	J	2 3/8	3 9/16	6 3/4	3 1/2	168.0
10C 200 J	20.40	20.00	A3	J	2 3/8	3 9/16	6 3/4	3 1/2	182.0
10C 240 M	24.40	24.00	A3	M	1/2	1 15/16	6 3/4	3 1/8	272.0
10C 300 M	30.40	30.00	A3	M	1/2	1 15/16	6 3/4	3 1/8	355.0
10C 360 M	36.40	36.00	A3	M	1/2	1 15/16	6 3/4	3 1/8	455.0
10C 440 M	44.40	44.00	A3	M	1/2	1 15/16	6 3/4	3 1/8	544.0
10C 500 M	50.40	50.00	A3	M	1/2	1 15/16	6 3/4	3 1/8	622.0

Dimensions in inches, weight in pounds, weight less bush

12 Grooves F = 12 3/8"									
Part. Number	OD	PD	Type	Bush	E	K	L	M	Weight
12C 90 F	9.40	9.00	A1	F	2 7/8	4 1/16	3 5/8	5 7/8	63.0
12C 95 J	9.90	9.50	A1	J	2 7/8	4 1/16	4 1/2	5	75.0
12C 100 J	10.40	10.00	A1	J	2 7/8	4 1/16	4 1/2	5	84.0
12C 105 J	10.90	10.50	A1	J	2 7/8	4 1/16	4 1/2	5	89.0
12C 110 J	11.40	11.00	A1	J	2 7/8	4 1/16	4 1/2	5	97.0
12C 120 J	12.40	12.00	A1	J	2 7/8	4 1/16	4 1/2	5	119.0
12C 130 J	13.40	13.00	A2	J	2 7/8	4 1/16	4 1/2	5	125.0
12C 140 J	14.40	14.00	A2	J	2 7/8	4 1/16	4 1/2	5	139.0
12C 150 J	15.40	15.00	A2	J	2 7/8	4 1/16	4 1/2	5	156.0
12C 160 J	16.40	16.00	A3	J	2 7/8	4 1/16	4 1/2	5	175.0
12C 180J	18.40	18.00	A3	J	2 7/8	4 1/16	4 1/2	5	185.0
12C 200 M	20.40	20.00	A3	M	1/2	1 15/16	6 3/4	5 1/8	228.0
12C 240 M	24.40	24.00	A3	M	1/2	1 15/16	6 3/4	5 1/8	287.0
12C 270 M	27.40	27.00	A3	M	1/2	1 15/16	6 3/4	5 1/8	350.0
12C 300 M	30.40	30.00	A3	M	1/2	1 15/16	6 3/4	5 1/8	430.0
12C 360 M	36.40	36.00	A3	M	1/2	1 15/16	6 3/4	5 1/8	565.0
12C 440 M	44.40	44.00	A3	M	1/2	1 15/16	6 3/4	5 1/8	595.0
12C 500 M	50.40	50.00	A3	M	1/2	1 15/16	6 3/4	5 1/8	607.0