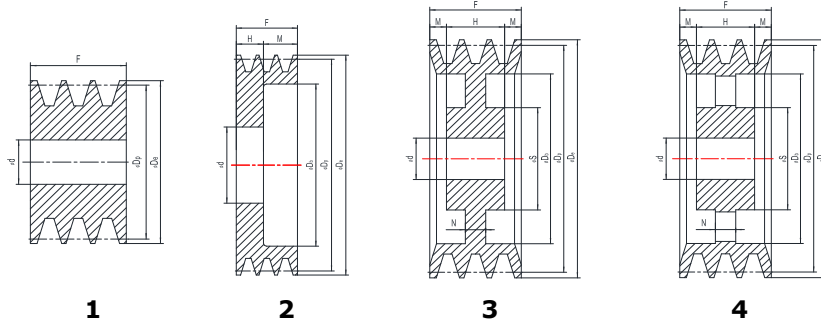


V-Pulleys

DIN2211

WITH LOCKING DEVICE





Pulley code explanation:

AV90-1-55

AV means: SPA type pulley

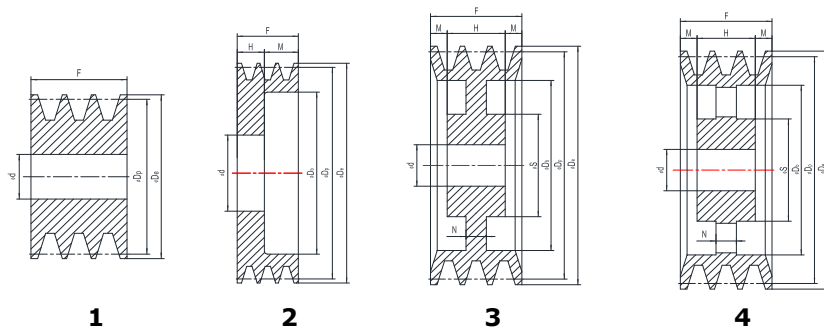
90 means: Pulley pitch 90mm

1 means: Groove 1

55 means: Pulley bore diameter

Pulley Code	Dp	De	Grooves	Form	** Ød H8			F	H	ØS	M	ØDb	N
					Ø55	Ø65	Ø80						
AV90-1-55			1	1	55			20					
AV90-2-55			2	1	55			35					
AV90-3-55	90	95.5	3	1	55			50					
AV90-4-55			4	1	55			65					
AV90-5-55			5	1	55			80					
AV95-1-55			1	1	55			20					
AV95-2-55			2	1	55			35					
AV95-3-55	95	100.5	3	1	55			50					
AV95-4-55			4	1	55			65					
AV95-5-55			5	1	55			80					
AV100-1-55			1	1	55	65		20					
AV100-2-55			2	1	55	65		35					
AV100-3-55	100	105.5	3	1	55	65		50					
AV100-4-55			4	1	55	65		65					
AV100-5-55			5	1	55	65		80					
AV112-1-55			1	1	55	65		20					
AV112-2-55			2	2	55	65		35	27		8	79	
AV112-3-55	112	110.5	3	2	55	65		50	27		23	79	
AV112-4-55			4	2	55	65		65	27		38	79	
AV112-5-55			5	3	55	65		80	27		26.5	79	27
AV120-1-55			1	1	55	65	80	20					
AV120-2-55			2	2	55	65	80	35	27		8	88	
AV120-3-55	120	117.5	3	2	55	65	80	50	27		23	88	
AV120-4-55			4	2	55	65	80	65	27		38	88	
AV120-5-55			5	3	55	65	80	80	27		26.5	88	27
AV130-1-55			1	1	55	65	80	20					
AV130-2-55			2	2	55	65	80	35	27		8	97	
AV130-3-55	130	135.5	3	2	55	65	80	50	27		23	97	
AV130-4-55			4	2	55	65	80	65	27		38	97	
AV130-5-55			5	3	55	65	80	80	27		26.5	97	27
AV140-1-55			1	1	55	65	80	20					
AV140-2-55			2	2	55	65	80	35	27		8	107	
AV140-3-55	140	145.5	3	2	55	65	80	50	27		23	107	
AV140-4-55			4	2	55	65	80	65	27		38	107	
AV140-5-55			5	3	55	65	80	80	27		26.5	107	27
AV150-1-55			1	1	55	65	80	20					
AV150-2-55			2	2	55	65	80	35	27		8	117	
AV150-3-55	150	155.5	3	2	55	65	80	50	27		23	117	
AV150-4-55			4	2	55	65	80	65	27		38	117	
AV150-5-55			5	3	55	65	80	80	27		26.5	117	27
AV160-1-55			1	1	55	65	80	20					
AV160-2-55			2	2	55	65	80	35	27		8	127	
AV160-3-55	160	165.5	3	2	55	65	80	50	27		23	127	
AV160-4-55			4	2	55	65	80	65	27		38	127	
AV160-5-55			5	3	55	65	80	80	27		26.5	127	27
AV170-1-55			1	1	55	65	80	20					
AV170-2-55			2	3	55	65	80	35	27		4	137	27
AV170-3-55	170	175.5	3	3	55	65	80	50	27		11.5	137	27
AV170-4-55			4	3	55	65	80	65	27		19	137	27
AV170-5-55			5	3	55	65	80	80	27		26.5	137	27
AV180-1-55			1	1	55	65	80	20					
AV180-2-55			2	3	55	65	80	35	27		4	147	27
AV180-3-55	180	185.5	3	3	55	65	80	50	27		11.5	147	27
AV180-4-55			4	3	55	65	80	65	27		19	147	27
AV180-5-55			5	3	55	65	80	80	27		26.5	147	27

** = Pulley bore diameter (Seat for locking device)



Pulley code explanation:

AV190-2-**

AV means: SPA type pulley

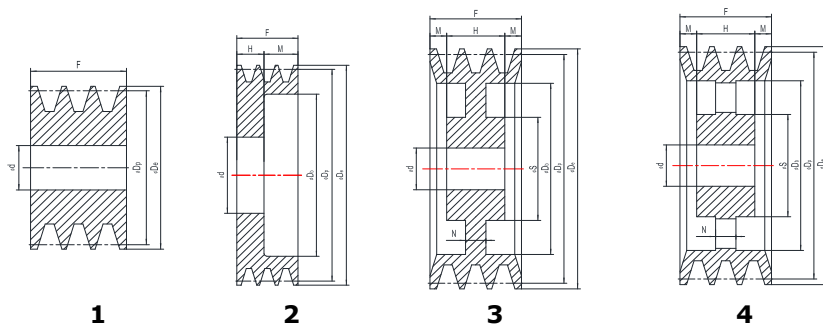
190 means: Pulley pitch 190mm

2 means: Grooves 2

** means: Pulley bore diameter

Pulley Code	Dp	De	Grooves	Form	** Ød H8			F	H	ØS	M	ØDb	N
					Ø55	Ø65	Ø80						
AV190-1-**			1	1	55	65	80	20					
AV190-2-**			2	3	55	65	80	35	27	120	4	157	12
AV190-3-**	190	195.5	3	3	55	65	80	50	27	120	11.5	157	12
AV190-4-**			4	3	55	65	80	65	27	120	19	157	12
AV190-5-**			5	3	55	65	80	80	27	120	26.5	157	12
AV200-1-**			1	1	55	65	80	20					
AV200-2-**			2	3	55	65	80	35	27	120	4	167	12
AV200-3-**	200	205.5	3	3	55	65	80	50	27	120	11.5	167	14
AV200-4-**			4	3	55	65	80	65	27	120	19	167	14
AV200-5-**			5	3	55	65	80	80	27	120	26.5	167	14
AV225-1-**			1	3	55	65	80	20	20	120			12
AV225-2-**			2	3	55	65	80	35	27	120	4	192	12
AV225-3-**	225	230.5	3	3	55	65	80	50	27	120	11.5	192	14
AV225-4-**			4	3		65	80	65	27	120	19	192	14
AV225-5-**			5	3		65	80	80	27	120	26.5	192	14
AV250-1- **			1	4	55	65	80	20	20	130			14
AV250-2- **			2	4	55	65	80	35	27	130	4	217	14
AV250-3- **	250	255.5	3	4	55	65	80	50	27	130	11.5	217	14
AV250-4- **			4	4		65	80	65	27	130	19	217	14
AV250-5- **			5	4		65	80	80	27	130	26.5	217	14
AV280-1- **			1	4	55	65	80	20	20	130			14
AV280-2- **			2	4	55	65	80	35	27	130	4	247	14
AV280-3- **	280	285.5	3	4	55	65	80	50	27	130	11.5	247	14
AV280-4- **			4	4		65	80	65	27	130	19	247	14
AV280-5- **			5	4		65	80	80	27	130	26.5	247	14
AV300-1- **			1	4	55	65	80	20	20	130			14
AV300-2- **			2	4	55	65	80	35	27	130	4	267	14
AV300-3- **	300	305.5	3	4	55	65	80	50	27	130	11.5	267	14
AV300-4- **			4	4		65	80	65	27	130	19	267	14
AV300-5- **			5	4		65	80	80	27	130	26.5	267	14
AV315-1- **			1	4	55	65	80	20	20	130			14
AV315-2- **			2	4	55	65	80	35	27	130	4	282	14
AV315-3- **	315	320.5	3	4	55	65	80	50	27	130	11.5	282	14
AV315-4- **			4	4		65	80	65	27	130	19	282	14
AV315-5- **			5	4		65	80	80	27	130	26.5	282	16
AV355-1- **			1	4	55	65	80	20	20	130			14
AV355-2- **			2	4	55	65	80	35	27	130	4	317	14
AV355-3- **	355	360.5	3	4	55	65	80	50	27	130	11.5	317	14
AV355-4- **			4	4		65	80	65	27	130	19	317	18
AV355-5- **			5	4		65	80	80	27	130	26.5	317	20
AV380-1- **			1	4		65	80	20	20	130			14
AV380-2- **			2	4		65	80	35	27	130	4	347	14
AV380-3- **	380	385.5	3	4		65	80	50	27	130	11.5	347	14
AV380-4- **			4	4		65	80	65	27	130	19	347	18
AV380-5- **			5	4		65	80	80	27	130	26.5	347	20
AV400-1- **			1	4		65	80	20	20	130			14
AV400-2- **			2	4		65	80	35	27	130	4	367	14
AV400-3- **	400	405.5	3	4		65	80	50	27	130	11.5	367	16
AV400-4- **			4	4		65	80	65	27	130	19	367	20
AV400-5- **			5	4		65	80	80	27	130	26.5	367	24
AV450-1- **			1	4		65	80	20	20	130			14
AV450-2- **			2	4		65	80	35	27	130	4	417	14
AV450-3- **	450	455.5	3	4		65	80	50	27	130	11.5	417	16
AV450-4- **			4	4		65	80	65	27	130	19	417	20
AV450-5- **			5	4		65	80	80	27	130	26.5	417	24

** = Pulley bore diameter (Seat for locking device)



Pulley code explanation:

BV90-3-55

BV means: SPB type pulley

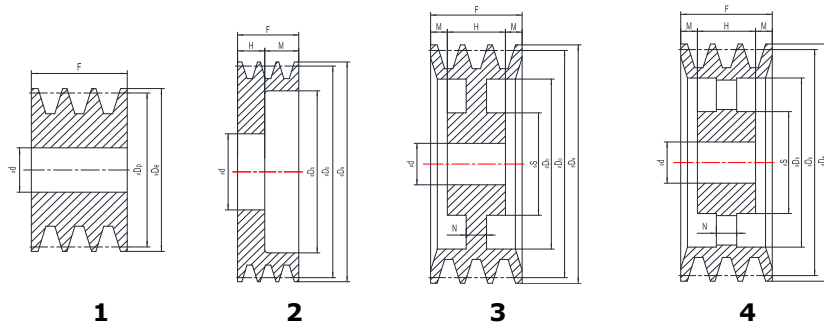
90 means: Pulley pitch 90mm

3 means: Grooves 3

55 means: Pulley bore diameter

Pulley Code	Dp	De	Grooves	Form	** Ød H8			F	H	ØS	M	ØDb	N
					Ø55	Ø65	Ø80						
BV90-1-55			1	1	55			25					
BV90-2-55			2	1	55			44	27				
BV90-3-55	90	97	3	1	55			63	27				
BV90-4-55			4	1	55			82	27				
BV90-5-55			5	1	55			101	27				
BV105-1-55			1	1	55			25					
BV105-2-55			2	2	55			44	27		17	65	
BV105-3-55	105	112	3	2	55			63	27		36	65	
BV105-4-55			4	2	55			82	27		55	65	
BV105-5-55			5	2	55			101	27		74	65	
BV112-1-55			1	1	55			25					
BV112-2-55			2	2	55			44	27		17	70	
BV112-3-55	112	119	3	2	55			63	27		36	70	
BV112-4-55			4	2	55			82	27		55	70	
BV112-5-55			5	2	55			101	27		74	70	
BV120-1-**			1	1	55	65		25					
BV120-2-**			2	2	55	65		44	27		17	78	
BV120-3-**	120	127	3	2	55	65		63	27		36	78	
BV120-4-**			4	2	55	65		82	27		55	78	
BV120-5-**			5	2	55	65		101	27		74	78	
BV125-1-**			1	1	55	65		25					
BV125-2-**			2	2	55	65		44	27		17	83	
BV125-3-**	125	132	3	2	55	65		63	27		36	83	
BV125-4-**			4	2	55	65		82	27		55	83	
BV125-5-**			5	2	55	65		101	27		74	83	
BV130-1-**			1	1	55	65	80	25					
BV130-2-**			2	2	55	65	80	44	27		17	90	
BV130-3-**	130	137	3	2	55	65	80	63	27		36	90	
BV130-4-**			4	2	55	65	80	82	27		55	90	
BV130-5-**			5	2	55	65	80	101	27		74	90	
BV140-1-**			1	1	55	65	80	25					
BV140-2-**			2	2	55	65	80	44	27		17	98	
BV140-3-**	140	147	3	2	55	65	80	63	27		36	98	
BV140-4-**			4	2	55	65	80	82	27		55	98	
BV140-5-**			5	2	55	65	80	101	27		74	98	
BV150-1-**			1	1	55	65	80	25					
BV150-2-**			2	2	55	65	80	44	27		17	108	
BV150-3-**	150	157	3	2	55	65	80	63	27		36	108	
BV150-4-**			4	2	55	65	80	82	27		55	108	
BV150-5-**			5	2	55	65	80	101	27		74	108	
BV160-1-**			1	1	55	65	80	25					
BV160-2-**			2	2	55	65	80	44	27		17	118	
BV160-3-**	160	167	3	2	55	65	80	63	27		36	118	
BV160-4-**			4	2	55	65	80	82	27		55	118	
BV160-5-**			5	2	55	65	80	101	27		74	118	
BV170-1-**			1	1	55	65	80	25					
BV170-2-**			2	3	55	65	80	44	27		8.5	128	27
BV170-3-**	170	177	3	3	55	65	80	63	27		18	128	27
BV170-4-**			4	3	55	65	80	82	27		27.5	128	27
BV170-5-**			5	3	55	65	80	101	27		37	128	27

** = Pulley bore diameter (Seat for locking device)



Pulley code explanation:

BV180-4-**

BV means: SPB type pulley

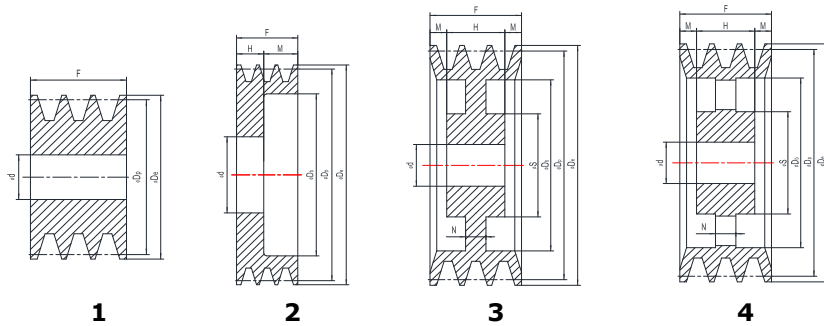
180 means: Pulley pitch 180mm

4 means: Grooves 4

** means: Pulley bore diameter

Pulley Code	Dp	De	Grooves	Form	** Ød H8			F	H	ØS	M	ØDb	N
					Ø55	Ø65	Ø80						
BV180-1-**			1	1	55	65	80	25					
BV180-2-**			2	3	55	65	80	44	27		8.5	138	27
BV180-3-**	180	187	3	3	55	65	80	63	27		18	138	27
BV180-4-**			4	3	55	65	80	82	27		27.5	138	27
BV180-5-**			5	3	55	65	80	101	27		37	138	27
BV180-6-**			6	3	55	65	80	120	27		46.5	138	27
BV190-1-**			1	1	55	65	80	25					
BV190-2-**			2	3	55	65	80	44	27		8.5	148	27
BV190-3-**	190	197	3	3	55	65	80	63	27		18	148	27
BV190-4-**			4	3	55	65	80	82	27		27.5	148	27
BV190-5-**			5	3	55	65	80	101	27		37	148	27
BV200-1-**			1	1	55	65	80	25					
BV200-2-**			2	3	55	65	80	44	27	120	8.5	158	15
BV200-3-**	200	207	3	3	55	65	80	63	27	120	18	158	15
BV200-4-**			4	3	55	65	80	82	27	120	27.5	158	15
BV200-5-**			5	3	55	65	80	101	27	120	37	158	15
BV200-6-**			6	3	55	65	80	120	27	120	46.5	158	18
BV212-1-**			1	3	55	65	80	25	25	120		170	
BV212-2-**			2	3	55	65	80	44	27	120	8.5	170	15
BV212-3-**	212	219	3	3	55	65	80	63	27	120	18	170	15
BV212-4-**			4	3		65	80	82	27	120	27.5	170	15
BV212-5-**			5	3		65	80	101	27	120	37	170	15
BV212-6-**			6	3		65	80	120	27	120	46.5	170	18
BV225-1-**			1	3	55	65	80	25	25	120		183	
BV225-2-**			2	3	55	65	80	44	27	120	8.5	183	15
BV225-3-**	225	232	3	3	55	65	80	63	27	120	18	183	15
BV225-4-**			4	3		65	80	82	27	120	27.5	183	15
BV225-5-**			5	3		65	80	101	27	120	37	183	15
BV225-6-**			6	3		65	80	120	27	120	46.5	183	18
BV240-1-**			1	3	55	65	80	25	25	120		198	
BV240-2-**			2	3	55	65	80	44	27	120	8.5	198	16
BV240-3-**	240	247	3	3	55	65	80	63	27	120	18	198	16
BV240-4-**			4	3		65	80	82	27	120	27.5	198	16
BV240-5-**			5	3		65	80	101	27	120	37	198	16
BV250-1-**			1	3	55	65	80	25	25	120		208	
BV250-2-**			2	3	55	65	80	44	27	120	8.5	208	16
BV250-3-**	250	257	3	3	55	65	80	63	27	120	18	208	16
BV250-4-**			4	3		65	80	82	27	120	27.5	208	16
BV250-5-**			5	3		65	80	101	27	120	37	208	16
BV250-6-**			6	3		65	80	120	27	130	46.5	208	18
BV280-1-**			1	3	55	65	80	25	25	120		238	
BV280-2-**			2	3	55	65	80	44	27	120	8.5	238	16
BV280-3-**	280	287	3	3		65	80	63	27	120	18	238	16
BV280-4-**			4	3		65	80	82	27	120	27.5	238	16
BV280-5-**			5	3		65	80	101	27	120	37	238	16
BV280-6-**			6	3		65	80	120	27	130	46.5	238	16
BV300-1-**			1	4	55	65	80	25	25	120		258	
BV300-2-**			2	4	55	65	80	44	27	120	8.5	258	15
BV300-3-**	300	307	3	4		65	80	63	27	120	18	258	15
BV300-4-**			4	4		65	80	82	27	120	27.5	258	18
BV300-5-**			5	4		65	80	101	27	120	37	258	20
BV300-6-**			6	4		65	80	120	27	130	46.5	258	22

** = Pulley bore diameter (Seat for locking device)



Pulley code explanation:

BV355-5-**

BV means: SPB type pulley

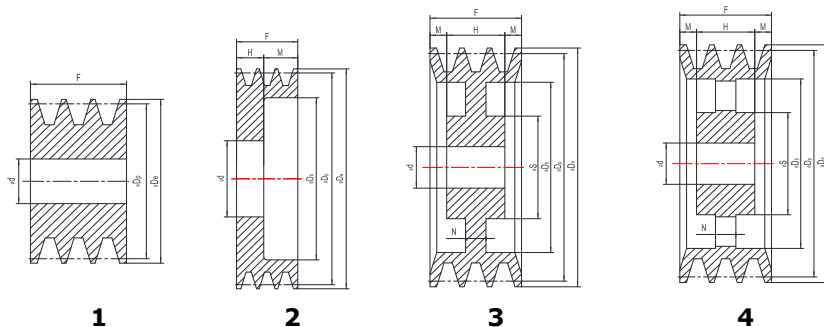
355 means: Pulley pitch 355mm

5 means: Grooves 5

** means: Pulley bore diameter

Pulley Code	Dp	De	Grooves	Form	** Ød H8			F	H	ØS	M	ØDb	N
					Ø55	Ø65	Ø80						
BV315-1-**			1	4	55	65	80	25	25	130		273	15
BV315-2-**			2	4	55	65	80	44	27	130	8.5	273	15
BV315-3-**	315	322	3	4		65	80	63	27	130	18	273	18
BV315-4-**			4	4		65	80	82	27	130	27.5	273	20
BV315-5-**			5	4		65	80	101	27	130	37	273	22
BV315-6-**			6	4		65	80	120	27	130	46.5	273	22
BV355-1-**			1	4	55	65	80	25	25	130		308	16
BV355-2-**			2	4		65	80	44	27	130	8.5	308	18
BV355-3-**	355	362	3	4		65	80	63	27	130	18	308	22
BV355-4-**			4	4		65	80	82	27	130	27.5	308	22
BV355-5-**			5	4		65	80	101	27	130	37	308	24
BV355-6-**			6	4		65	80	120	27	130	46.5	308	24
BV380-1-**			1	4		65	80	25	25	130		338	20
BV380-2-**			2	4		65	80	44	27	130	8.5	338	20
BV380-3-**	380	387	3	4		65	80	63	27	130	18	338	22
BV380-4-**			4	4		65	80	82	27	130	27.5	338	24
BV380-5-**			5	4		65	80	101	27	130	37	338	24
BV400-1-**			1	4		65	80	25	25	130		358	20
BV400-2-**			2	4		65	80	44	27	130	8.5	358	20
BV400-3-**	400	407	3	4		65	80	63	27	130	18	358	22
BV400-4-**			4	4		65	80	82	27	130	27.5	358	24
BV400-5-**			5	4		65	80	101	27	130	37	358	24
BV425-1-**			1	4		65	80	25	25	130		383	22
BV425-2-**			2	4		65	80	44	27	130	8.5	383	22
BV425-3-**	425	432	3	4		65	80	63	27	130	18	383	24
BV425-4-**			4	4		65	80	82	27	130	27.5	383	24
BV425-5-**			5	4		65	80	101	27	130	37	383	24
BV450-1-**			1	4		65	80	25	25	130		408	20
BV450-2-**			2	4		65	80	44	27	130	8.5	408	20
BV450-3-**	450	457	3	4		65	80	63	27	130	18	408	24
BV450-4-**			4	4		65	80	82	27	130	27.5	408	24
BV450-5-**			5	4		65	80	101	27	130	37	408	24
BV500-1-**			1	4		65	80	25	25	130		458	20
BV500-2-**			2	4		65	80	44	27	130	8.5	458	20
BV500-3-**	500	507	3	4		65	80	63	27	130	18	458	24
BV500-4-**			4	4		65	80	82	27	130	27.5	458	24
BV500-5-**			5	4		65	80	101	27	130	37	458	24

** = Pulley bore diameter (Seat for locking device)



Pulley code explanation:

CV130-1-**

CV means: SPC type pulley

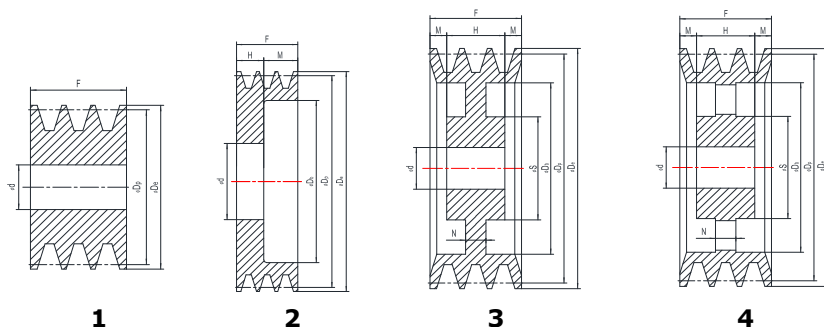
130 means: Pulley pitch 130mm

1 means: Groove 1

** means: Pulley bore diameter

Pulley Code	Dp	De	Grooves	Form	** Ød H8			F	H	ØS	M	ØDb	N
					Ø55	Ø65	Ø80						
CV130-1-**			1	2	55	65		34	25		9	75	
CV130-2-**			2	2	55	65		59.5	27		32.5	75	
CV130-3-**	130	139.6	3	2	55	65		85	27		58	75	
CV130-4-**			4	2	55	65		111	27		83.5	75	
CV130-5-**			5	2	55	65		136	27		109	75	
CV140-1-**			1	2	55	65		34	25		9	83	
CV140-2-**			2	2	55	65		59.5	27		32.5	83	
CV140-3-**	140	149.6	3	2	55	65		85	27		58	83	
CV140-4-**			4	2	55	65		111	27		83.5	83	
CV140-5-**			5	2	55	65		136	27		109	83	
CV150-1-**			1	2	55	65	80	34	25		9	93	
CV150-2-**			2	2	55	65	80	59.5	27		32.5	93	
CV150-3-**	150	159.6	3	2	55	65	80	85	27		58	93	
CV150-4-**			4	2	55	65	80	111	27		83.5	93	
CV150-5-**			5	2	55	65	80	136	27		109	93	
CV160-1-**			1	2	55	65	80	34	25		9	103	
CV160-2-**			2	2	55	65	80	59.5	27		32.5	103	
CV160-3-**	160	169.6	3	2	55	65	80	85	27		58	103	
CV160-4-**			4	3	55	65	80	111	27		42	103	
CV160-5-**			5	3	55	65	80	136	27		54.5	103	
CV170-1-**			1	2	55	65	80	34	25		9	113	
CV170-2-**			2	2	55	65	80	59.5	27		32.5	113	
CV170-3-**	170	179.6	3	2	55	65	80	85	27		58	113	
CV170-4-**			4	3	55	65	80	111	27		42	113	
CV170-5-**			5	3	55	65	80	136	27		54.5	113	
CV180-1-**			1	2	55	65	80	34	25		9	123	
CV180-2-**			2	2	55	65	80	59.5	27		32.5	123	
CV180-3-**	180	189.6	3	2	55	65	80	85	27		58	123	
CV180-4-**			4	3	55	65	80	111	27		42	123	
CV180-5-**			5	3	55	65	80	136	27		54.5	123	
CV190-1-**			1	2	55	65	80	34	25		9	133	
CV190-2-**			2	2	55	65	80	59.5	27		32.5	133	
CV190-3-**	190	199.6	3	2	55	65	80	85	27		58	133	
CV190-4-**			4	3	55	65	80	111	27		42	133	
CV190-5-**			5	3	55	65	80	136	27		54.5	133	
CV200-1-**			1	2	55	65	80	34	25		9	143	
CV200-2-**			2	2	55	65	80	59.5	27		32.5	143	
CV200-3-**	200	209.6	3	2	55	65	80	85	27		58	143	
CV200-4-**			4	3	55	65	80	111	27		42	143	
CV200-5-**			5	3	55	65	80	136	27		54.5	143	
CV225-1-**			1	3		65	80	34	25	120	9	168	18
CV225-2-**			2	3		65	80	59.5	27	120	32.5	168	18
CV225-3-**	225	234.6	3	3		65	80	85	27	120	58	168	25
CV225-4-**			4	3		65	80	111	27	120	42	168	25
CV225-5-**			5	3		65	80	136	27	120	54.5	168	25
CV250-1-**			1	3		65	80	34	25	120	9	193	18
CV250-2-**			2	3		65	80	59.5	27	120	32.5	193	18
CV250-3-**	250	259.6	3	3		65	80	85	27	120	58	193	25
CV250-4-**			4	3		65	80	111	27	120	42	193	25
CV250-5-**			5	3		65	80	136	27	120	54.5	193	25

** = Pulley bore diameter (Seat for locking device)



Pulley code explanation:

CV280-2-**

CV means: SPC type pulley

280 means: Pulley pitch 280mm

2 means: Grooves 2

** means: Pulley bore diameter

Pulley Code	Dp	De	Grooves	Form	** Ød H8			F	H	ØS	M	ØDb	N
					Ø55	Ø65	Ø80						
CV280-1-**			1	3		65	80	34	27	120	3.5	223	18
CV280-2-**			2	3		65	80	59.5	27	120	16.25	223	18
CV280-3-**	280	289.6	3	3		65	80	85	27	120	29	223	25
CV280-4-**			4	3		65	80	111	27	120	42	223	25
CV280-5-**			5	3		65	80	136	27	130	54.5	223	25
CV300-1-**			1	3		65	80	34	27	120	3.5	243	20
CV300-2-**			2	3		65	80	59.5	27	120	16.25	243	20
CV300-3-**	300	309.6	3	3		65	80	85	27	120	29	243	25
CV300-4-**			4	3		65	80	111	27	120	42	243	25
CV300-5-**			5	3		65	80	136	27	130	54.5	243	25
CV315-1-**			1	4		65	80	34	27	130	3.5	258	20
CV315-2-**			2	4		65	80	59.5	27	130	16.25	258	20
CV315-3-**	315	324.6	3	4		65	80	85	27	130	29	258	25
CV315-4-**			4	4		65	80	111	27	130	42	258	25
CV315-5-**			5	4		65	80	136	27	130	54.5	258	25
CV355-1-**			1	4		65	80	34	27	130	3.5	298	25
CV355-2-**			2	4		65	80	59.5	27	130	16.25	298	25
CV355-3-**	355	364.6	3	4		65	80	85	27	130	29	298	25
CV355-4-**			4	4		65	80	111	27	130	42	298	25
CV355-5-**			5	4		65	80	136	27	130	54.5	298	25
CV380-1-**			1	4		65	80	34	27	130	3.5	323	25
CV380-2-**			2	4		65	80	59.5	27	130	16.25	323	25
CV380-3-**	380	389.6	3	4		65	80	85	27	130	29	323	25
CV380-4-**			4	4		65	80	111	27	130	42	323	25
CV380-5-**			5	4		65	80	136	27	130	54.5	323	25
CV400-1-**			1	4		65	80	34	27	130	3.5	343	25
CV400-2-**			2	4		65	80	59.5	27	130	16.25	343	25
CV400-3-**	400	409.6	3	4		65	80	85	27	130	29	343	25
CV400-4-**			4	4		65	80	111	27	130	42	343	25
CV400-5-**			5	4		65	80	136	27	130	54.5	343	25
CV425-1-**			1	4		65	80	34	27	130	3.5	368	25
CV425-2-**			2	4		65	80	59.5	27	130	16.25	368	25
CV425-3-**	425	434.6	3	4		65	80	85	27	130	29	368	25
CV425-4-**			4	4		65	80	111	27	130	42	368	25
CV425-5-**			5	4		65	80	136	27	130	54.5	368	25
CV450-1-**			1	4		65	80	34	27	130	3.5	393	25
CV450-2-**			2	4		65	80	59.5	27	130	16.25	393	25
CV450-3-**	450	459.6	3	4		65	80	85	27	130	29	393	25
CV450-4-**			4	4		65	80	111	27	130	42	393	25
CV450-5-**			5	4		65	80	136	27	130	54.5	393	25
CV500-1-**			1	4		65	80	34	27	130	3.5	443	25
CV500-2-**			2	4		65	80	59.5	27	130	16.25	443	25
CV500-3-**	500	509.6	3	4		65	80	85	27	130	29	443	25
CV500-4-**			4	4		65	80	111	27	130	42	443	25
CV500-5-**			5	4		65	80	136	27	130	54.5	443	25

** = Pulley bore diameter (Seat for locking device)